

'Hands Up' Travel Survey

The Your Move 'Hands Up' surveys monitors change by asking how students arrived to school on a **normal** school day when you won't be promoting walking, riding, scooting, skating or taking the bus to school as part of a special event day.

The simplest way to do the survey is to use our online survey tool. Speak to your school's champion if you prefer this option as they will need to log in and ['Create a Survey'](#). If you choose to do the following paper based survey, please keep in mind that somebody will still need to enter all of the information into the online survey tool.

It's a good idea to notify teachers of the survey a few days before via staff meetings and bulletins, but don't alert students prior to the day – this would bias results. A PA reminder can really help support student survey teams or parent volunteers in entering classes.

Start and End of Year Hands Up Surveys

The Start of Year Hands Up Surveys are a vital way to track your schools progress through the Your Move program. The Start of Year Hands Up Survey data should be collected at the beginning of Term 1 and the End of Year Hands Up Survey data should be collected at the end of Term 4 each year. For these Start of Year and End of Year Hands up Surveys, you'll receive **50 points** when you provide this data.

Please note these survey's will automatically 'pop up' in your activity list at these times each year and the first Start of Year and End of Year Hands up Survey that you complete during these periods will be the one that counts towards your final results.

Normal Hands Up Surveys





You can also [complete a Hands up Survey](#) anytime during the year to enable you to better track your progress. For these normal Hands up Surveys, you'll receive **20 points** each time you provide this data.

See next pages for printable versions of the Hands Up Survey.

'Hands Up' Travel Survey:

School: _____ Date: _____

How did you get to school today? Hands up if you..... (Only put your hand up once)

Class/Year	 Rode a bike, scooter or skated.	 Caught the bus or train.	 Walked to school	 Came in a car
TOTAL				

'Hands Up' Travel Survey - Classroom





Please return this form to: _____ (school contact)

School: _____

Date: _____ Total students present: _____ Class: _____

Year/s: _____ Teacher: _____

How did you get to school today? (Only put your hand up once. If you travelled in more than 1 way, count the longest part of your journey).

		Number of students
Hands up if you	 <ul style="list-style-type: none"> - rode a bike - scootered - or skated 	
Hands up if you	 <ul style="list-style-type: none"> - walked 	
Hands up if you	 <ul style="list-style-type: none"> - caught the bus or train 	
Hands up if you	 <ul style="list-style-type: none"> - came in a car 	
	TOTAL	
	Does the total equal the number of students present? Yes No	